



The logo for Blue Line Mosaic & Tiles is located in the top left corner. It consists of a white circle containing a blue square with a white diagonal line. To the right of the square, the word "BLUELINE" is written in a blue, sans-serif font. Below "BLUELINE", the words "MOSAIC & TILES" are written in a white, sans-serif font on a black rectangular background.

BLUELINE
MOSAIC & TILES

The main image shows a modern outdoor terrace with large, grey, rectangular tiles with a stone-like texture. The tiles are laid in a grid pattern. In the foreground, a white, curved lounge chair is positioned on the tiles. In the middle ground, a dining table with four chairs is set up. The terrace is adjacent to a modern building with large glass windows. The background features a green lawn, trees, and a clear blue sky.

STONE MIX

4 COLORS
3 SURFACES
RANDOM PATTERNS



NATURAL

SEMI POLISHED

ROUGH



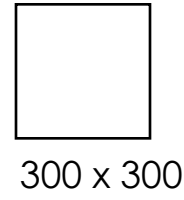
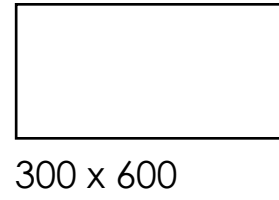
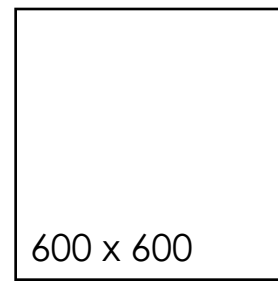
BLR8404K



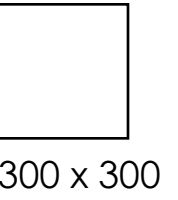

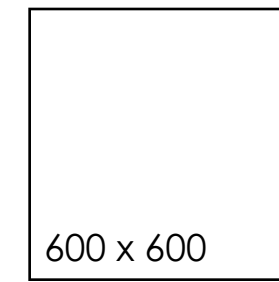
BLR3403K

STONE MIX

600 x 600 BLR1401K MATT
600 x 600 BLR1401KC ROUGH
600 x 600 BLR1401KP SEMI-POLISHED



600 x 600 BLR2402K MATT
600 x 600 BLR2402KC ROUGH
600 x 600 BLR2402KP SEMI-POLISHED



STONE MIX



BLR1401K 600 x 600 mm



BLR1401K 300 x 600 mm



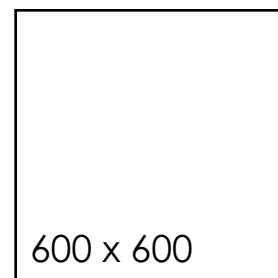
BLR2402K 600 x 600 mm



BLR2402K 300 x 600 mm



600 x 600 BLR3403K MATT
600 x 600 BLR3403KC ROUGH
600 x 600 BLR3403KP SEMI-POLISHED

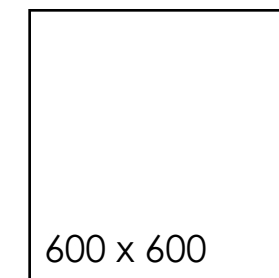


300 x 600



300 x 300

600 x 600 BLR8404K MATT
600 x 600 BLR8404KC ROUGH
600 x 600 BLR8404KP SEMI-POLISHED



300 x 600



300 x 300


STONE MIX



BLR3403K 600 x 600 mm



BLR3403K 300 x 600 mm



BLR8404K 600 x 600 mm



BLR8404K 300 x 600 mm





BLR1401K

STONE MIX



BLR3403K



BLR1401K



BLR1401KC



BLR1401KP



BLR2402K



BLR2402KC



BLR2402KP




BLR3403K




BLR3403KC




BLR3403KP



BLR8404K



BLR8404KC



BLR8404KP

TECHNICAL CHARACTERISTICS	STANDARD TEST METHOD	STANDARD PRESCRIBED	BLUE LINE STONE MIX VALUE
MEASUREMENT AND SURFACE APPEARANCE			
LENGTH	EN ISO 10545-2	± 0.6 %	± 0.01 % - ± 0.02 %
WIDTH	EN ISO 10545-2	± 2.0 mm	± 0.1 mm
THICKNESS	EN ISO 10545-2	± 0.5 mm	0 - ± 0.1 mm
TRANSMUTATION	EN ISO 10545-2	± 0.5 %	± 0.2 %
PHYSICAL PROPERTIES			
WATER ABSORPTION	EN ISO 10545-3	≤ 0.5%	≤ 0.09%
BREAKING STRENGTH	EN ISO 10545-4	≥ 1300N	2010
MODULUS OF RUPTURE	EN ISO 10545-4	≥ 35N/mm ²	51.4N/mm ²
RESISTANT TO ABRASION	EN ISO 10545-6	Pass	Fully resistance
THEMAL EXPANSION COEF	EN ISO 10545-8	Pass	Fully resistance
TEMPERATUR SHOCK RES.	EN ISO 10545-9	No visible defects	Fully resistance
FROST RESISTANCE	EN ISO 10545-12	No visible defects	Fully resistance
SLIP RESISTANCE	DIN 51130	Declared Value	Class R10 / R12
GHEMICAL PROPERTIES			
GHEMICAL RESISTANCE (RESISTANCE TO HOUSEHOUD CHEMICAL AND SWIMMING POOL SALTS)	EN ISO 10545-13	THERE SHOULD BE NO VISIBLE CHANGES WHEN SUBJECTED TO CHEMICAL	CLASS 5 DURABLE
RESISTANCE TO STAINING	EN ISO 10545-14	THERE SHOULD BE NO VISIBLE CHANGES WHEN SUBJECTED TO CHEMICAL	CLASS 5 DURABLE
SHADE VARIATION	V3	Uniform Color V1 Slight Variation V2 Moderate Variation V3 Substantial Variation V4	

Packing Detail

Size	Pcs/ctn	M2/ctn	Kg/ctn	Thickness
60 x 60	4	1.44 m ² /ctn	28	10 mm.

REMARKS

- SIZE 600 x 600 mm thickness 10 mm

STONE MIX PORCELAIN STONEWARE

Other materials are also available at...



ZENZA STONE
natural stone for interior & exterior decorations

STONETECH
engineered marble

STONETECH
engineered quartz surfaces

www.blueline.co.th



download pdf



facebook



@blueline



Blue Line Mosaic and Tiles Co.,Ltd.
1226 Rama 9 Suanluang, Bangkok
10250

Showroom CDC Building D FL.1

Tel : 02-102-2257

Fax : 02-102-2258

Mobile : 061-403-1025

Email : sales@blueline.co.th

Line id : @blueline